

# Promising Results

Since 2005, nationally renowned researchers from the FPG Child Development Institute at the University of North Carolina–Chapel Hill have tracked program quality and child and family outcomes at Educare Schools. And results from four years of study are promising. The study shows that low-income children, including children with limited proficiency in English, who enroll in Educare as infants or toddlers, enter kindergarten with no gap in their achievement when compared with their middle-income peers.

The FPG Child Development Institute, founded in 1966 as The Frank Porter Graham Center, is one of the nation's largest centers studying young children and their families. Among its many achievements is the Abecedarian Project, a longitudinal study of preschoolers frequently cited by experts and policymakers in making the case that quality early childhood education can narrow the achievement gap. FPG researchers also developed the measurement tools now used nationally and internationally to evaluate the quality of local child care programs, including Educare Schools.





## Promising Early Returns: Educare Implementation Study Data – January 2010

**The Study:** The Frank Porter Graham Child Development Institute at the University of North Carolina-Chapel Hill leads the Bounce Learning Network Implementation Study of the Educare model. In the 2008-09 school year, 6 Educare programs from across the country participated. This brief reports promising early returns.

**The Challenge:** Young children from low-income, distressed environments start school far behind their more advantaged peers. This achievement gap persists to high school and is linked to social and economic problems later in life, including illiteracy, teen pregnancy, high drop-out rates and unemployment. These at-risk children typically have smaller vocabularies, are less likely to know their letters and numbers, and consistently score below their higher-income peers in early learning and math.<sup>1</sup>

**Why Educare?** Educare is a state-of-the-art school open full day and full year serving at-risk children from birth to five years old. Educare provides quality learning environments to help its students arrive at kindergarten healthy and ready to learn.

**Is it Working?** Yes. Early data from Educare programs in six cities – Chicago, Denver, Milwaukee, Omaha, Seattle and Tulsa – reveal promising results in preparing at-risk children from birth to five for later academic achievement. Evaluation data show that more years of Educare attendance are associated with better school readiness and vocabulary skills.

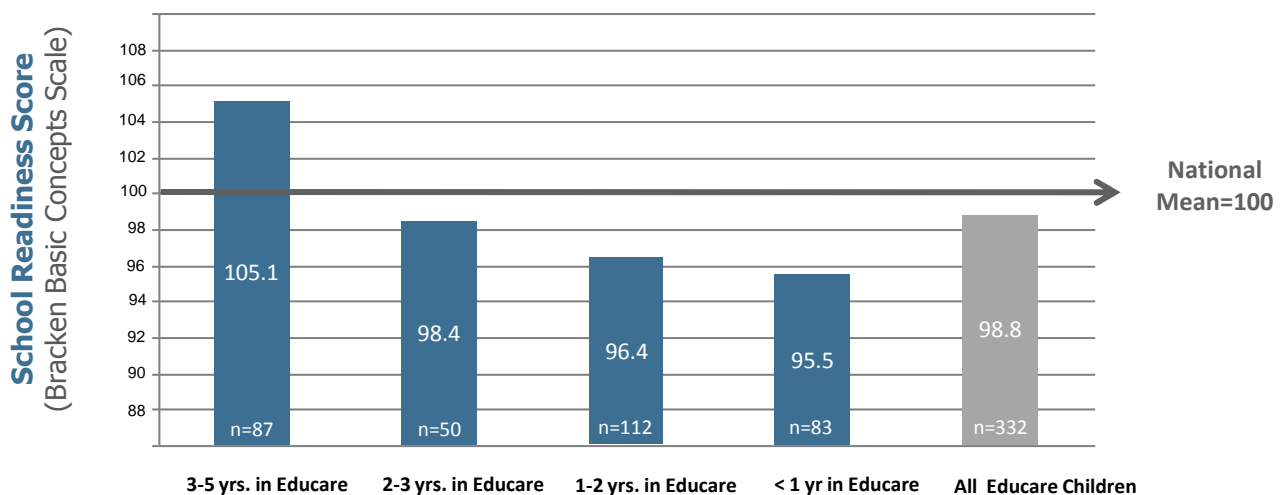
### School Readiness

**Why it's Important:** Comprehension of concepts like colors, letters, shapes, sequence and self-awareness are important skills for classroom success. Children from high-risk populations, like those served by Educare Centers, typically score well below the national average and are usually developmentally several months behind their more advantaged peers.<sup>2</sup>

- **School readiness scores of Kindergarten-bound Educare children, by contrast, average 98.8 – nearing the national mean of 100 for children of all risk and income levels.**<sup>3</sup>

- **The earlier the better:** Children who begin the Educare program earlier in life score better on measures of school readiness – with those kindergarten-bound children who joined Educare between birth and 2 years-old **exceeding the national average by 5 points.** This pattern persists even after controlling for risk factors such as maternal education, race and teen parent status.<sup>3</sup>

### School Readiness: Children who spend more years in Educare emerge better prepared for kindergarten



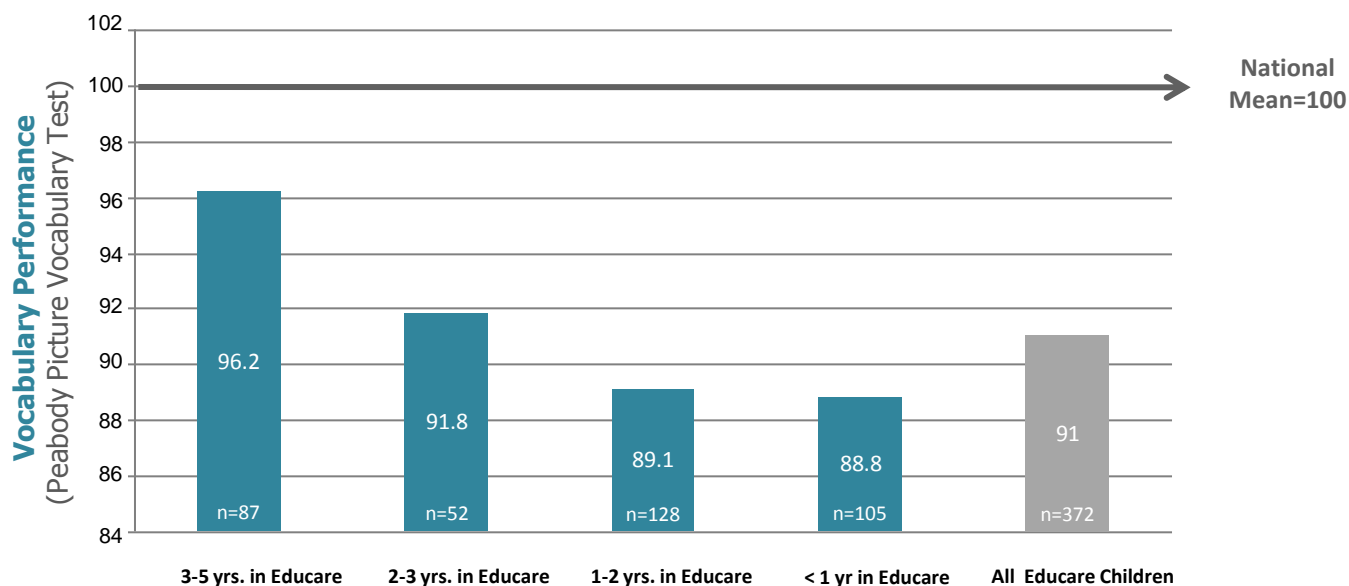
**How do we measure school readiness?** The Bracken Basic Concepts Scale is a developmentally sensitive and standardized measure that evaluates children's comprehension of concepts like sequence, letters and colors that are essential to early communication development and school readiness. It is administered in the spring before children leave Educare for elementary school.

## Vocabulary

**Why it's Important:** Communication, early literacy and vocabulary skills consistently predict later academic success. In fact, research shows that first-grade reading ability is a strong predictor of 11<sup>th</sup> grade reading comprehension, vocabulary and general knowledge.<sup>4</sup> Low-income children typically enter kindergarten with vocabulary levels and pre-literacy skills well below those of their middle-class peers – in the low-average range or below. This achievement gap is extremely difficult to close in elementary and high school. But, if at-risk children can enter kindergarten with a vocabulary that approaches that of the average American child, their chances of becoming good readers, succeeding in 11<sup>th</sup> grade, graduating high school and staying on a successful life trajectory will have been improved for the better.

- **Kindergarten-bound Educare children score better on measures of vocabulary than most low-income children in other large studies of early achievement. Educare children average 91.**<sup>5,6</sup>
- **The earlier the better:** Six site data from 2007-2009 suggest that the more time children spend in Educare, the better prepared they are for kindergarten. **Kindergarten-bound children who began the Educare program between birth and 2 years-old averaged vocabulary scores of 96.2 – approaching the national mean for all children** and setting at-risk children up for success at kindergarten entry. This pattern persists even after controlling for risk factors such as maternal education, race and teen parent status.<sup>5</sup>

### Vocabulary: Children who spend more years in Educare emerge better prepared for kindergarten



**How do we measure vocabulary skills?** The Peabody Picture Vocabulary Test (PPVT) is a widely used and standardized measure of young children's vocabulary and is administered every spring beginning at three years-old. The PPVT is a good predictor of reading success in elementary school.

## Social and Emotional Skills

**Why it's Important:** Social and emotional skills – such as the capacity to control one's behavior, to get along with peers, and to ask for and receive help – are critical to school success. At Educare, children develop the skills to become active, engaged and successful students. **Educare children enter kindergarten with above average social skills, exceeding the expected average for their age when compared to a national sample of children from all risk and income levels.**<sup>7</sup> These social and emotional skills help Educare children negotiate the transition to kindergarten and its new demands, new teachers and new peers – setting them up for school success.<sup>8,9</sup>

**How do we measure social and emotional skills?** The Devereux Early Childhood Assessment (DECA) is a nationally normed assessment that measures behavior on three scales of initiative, attachment and self-control in preschool children aged two to five. The DECA is administered in the fall and spring of each year.

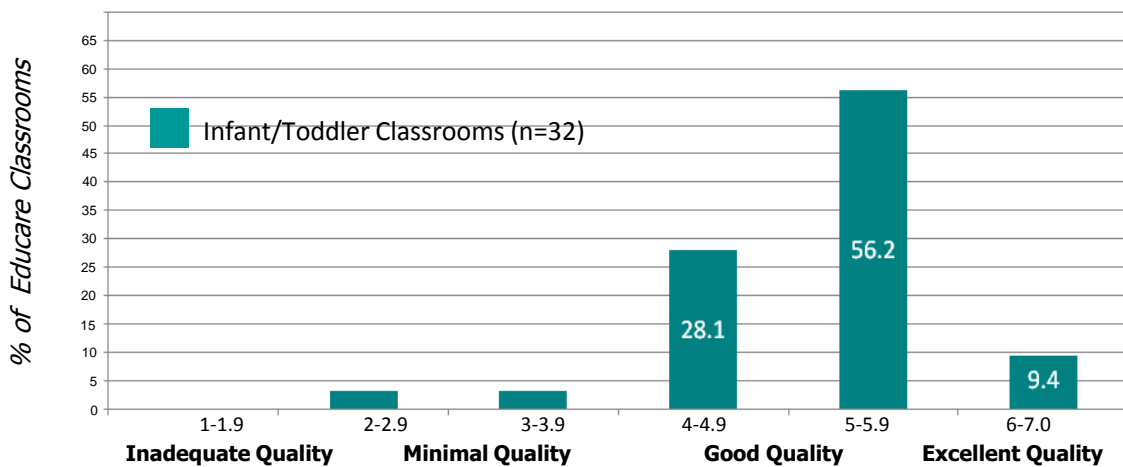
# Classroom Quality

**Why it's Important:** Educare's high quality classrooms are likely integral to children's success. Classroom quality – specifically, the interactions between staff and children and among children themselves, in addition to the adequacy and use of materials and aspects of the physical space – predicts child outcomes. We know from a large body of research that good quality classroom environments are associated with enhanced child outcomes in the areas of language, vocabulary, early math and social skills.<sup>10</sup> On a scale of 1-7, the benchmark of good quality is a score of 5 or higher. These scores are used by teachers and program leaders to inform continuous improvement of individual classroom quality and of Educare Centers as a whole.

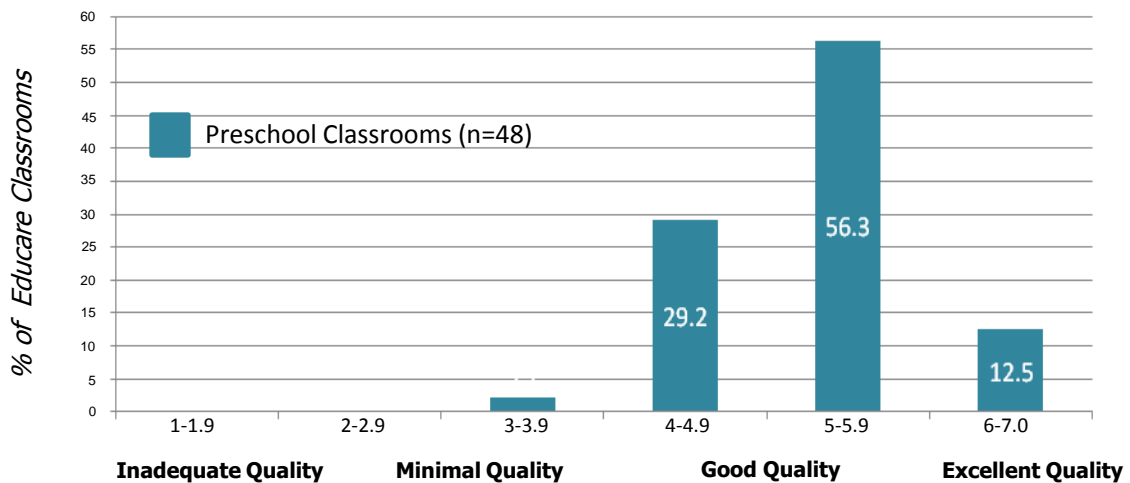
- Across the six Educare sites, 66% of infant-toddler classrooms scored a 5 or above – **with an average quality rating of 5.2** – much higher than observed in a recent national study of infant-toddler care settings.<sup>11</sup>
- **Scores for preschool classrooms also reach the good quality benchmark of 5.0 with an average of 5.3** across the 6 sites, with nearly 70% of classrooms rating a score of 5 or above. Other national studies of preschool classroom quality have found classroom scores ranging from 3.4 to 5.2 – putting Educare preschool classrooms at the top of this range.<sup>12</sup>

## Educare Classroom Quality

### Infant-Toddler Classroom Quality Rating (ITERS-R)



### Preschool Classroom Quality Rating (ECERS-R)



**How do we measure classroom quality?** The Infant-Toddler Environmental Rating Scale (ITERS) and the Early Childhood Environmental Rating Scale (ECERS) are observational measures widely used by researchers and government agencies to assess the quality of child care and early education settings. The measures rate quality on a scale of 1 (inadequate) to 7 (excellent). A high score indicates higher classroom quality in terms of the activities, staff-child interactions, equipment, space, and materials.

## Still to Come...

In partnership with the Bounce Learning Network of Educare Centers, we will continue to analyze Implementation Study data in ways that best inform both practitioners and policymakers. Children in the Implementation Study are followed longitudinally through their time at Educare. New sites enter the Network – and the study – each year. With this expansion, we hope to replicate the exciting early results reported here with future cohorts, in diverse locales and through more extensive analyses of child, family, and classroom characteristics. We believe this ongoing research will continue to demonstrate that early enrollment and quality learning environments are key elements of the Educare story. Finally, we are also in the early stages of planning for a randomized control study of the Educare model which we believe could further bolster the case for investments in high-quality early learning programs for at-risk young children.

**For more information** about the study, go to [www.fpg.unc.edu/~bounce](http://www.fpg.unc.edu/~bounce).


### FOOTNOTES

1. Heckman, J. (2008) "Schools, Skills, and Synapses." Cambridge, MA: National Bureau of Economic Research.
2. George, Anitha, Hanson, Kristine and Ingrid School. Millennium Cohort Study Second Survey: A User's Guide to Initial Findings – Briefing 1. June 2007. Centre for Longitudinal Studies, Institute of Education, University of London. See also: Bracken, Bruce A, Sabers, Darrell and William Insko. Performance of black and white children in Bracken Basic Concept Scale. *Psychology in the Schools*. Vol 24 (1). February 2006.
3. Bracken, B.A. (1998, 1984). Bracken Basic Concept Scale – Revised. San Antonio, TX: The Psychological Corporation, Harcourt Brace & Company. These are adjusted means for children with English home language, taking into account site, child gender, child race/ethnicity, IEP status, mother's education, and teen parent status. The effect of age of entry is  $p = .0036$ .
4. Cunningham, A.E. and Stanovich, K.E. (1997). "Early Reading Acquisition and its Relation to Reading Experience and Ability 10 Years Later." *Developmental Psychology*. Vol. 33 (6), November, 934-945.
5. Dunn, L.M. and Dunn, D.M. (2007) Peabody Picture Vocabulary Test – IV. Circle Pines, MN: American Guidance Service. These are adjusted means for children with English home language, taking into account site, child gender, child race/ethnicity, IEP status, mother's education, and teen parent status. The effect of age of entry is  $p = .0029$ .
6. Zill, N. and West, J. (2001). "Entering Kindergarten: A Portrait of American Children When They Begin School." Washington, D.C.: National Center for Education Statistics, U.S. Department of Education. See also: Zill, N. Resnick, G. and O'Donnell, K. (2001). "Growth in Children's Literacy skills in Head Start and Early Elementary School: Implications for Preschool Curricula." Paper presented at the Biennial Meeting of the Society for Research in Child Development. Minneapolis, MN. And: Head Start Family and Child Experiences Survey (FACES) 2003 Research Brief: Children's Outcomes and Program Quality in Head Start. PPVT-III Spring 2004 assessment of children 4 years-old and older demonstrated a mean score of 88.9. Administration of Children and Families.
7. LeBuffe, P.A. and Naglieri, J.A. (1999). The Devereux Early Childhood Assessment. Lewisville, NC: Kaplan Press Publishing.
8. Rimm-Kaufman, S.E., Pianta, R.C. and Cox, M.J. (2000). "Teachers' Judgments of the Problems in the Transition to Kindergarten." *Early Childhood Research Quarterly*, 15 (2), 147-166.
9. The Educare Follow-Up Study (2007). Chicago, IL: Ounce of Prevention Fund.
10. Reynolds, A. J., Temple, J. A., Robertson, D. L., & Mann, E. A. (2001). Long-term effects of an early childhood intervention on educational achievement and juvenile arrest: A 15-year follow-up of low-income children in public schools. *JAMA*, 285 (18), 2339-2346; United States Department of Health and Human Services. Administration for Children and Families (ACF). Office of Planning, Research, and Evaluation (OPRE). Head Start Family and Child Experiences Survey (FACES): 2000 Cohort, ICPSR04149-v2. Ann Arbor, MI: Inter-university Consortium for Political and Social Research, 2008-09-10. doi:10.3886/ICPSR04149.; Peisner-Feinberg, E. S., Burchinal, M. R., Clifford, R. M., Culkin, M., Howes, C., Kagan, S. L., Yazejian, N., Byler, P., & Rustici, J. (1999). The children of the Cost, Quality, & Outcomes Study go to school: Technical report. Chapel Hill, NC: Frank Porter Graham Child Development Center, UNC-Chapel Hill.
11. Harms, T., Cryer, D and Clifford, R. (2003) *Infant/Toddler Environmental Rating Scale – Revised Edition*. Chapel Hill, NC: University of North Carolina. *Comparison data: ITERS scores from The Early Childhood Longitudinal Study-Birth Cohort* demonstrated that only 24% of classrooms were high quality. Mulligan and Flanagan (2006). *Age 2: Findings from the 2-Year-Old Follow-Up of the ECLS-B (NCES 2006-043)*.
12. Harms, T., Clifford, R. and Cryer, D. (2005) *Early Childhood Environmental Rating Scale – Revised Edition*. Chapel Hill, NC: University of North Carolina. *National Pre-K comparison data: Comparable studies of early childhood programs including NCEDL-PreK, QUINCE and FACES (Head Start) demonstrate quality ratings of 3.8, 3.45, and 4.9, respectively.* November 2008. And: Head Start Family and Child Experiences Survey (FACES) 2003 Research Brief: A Whole-Child Perspective on Program Performance. Average ECERS-R Score was 4.9 in 1997 and 4.8 in 2000. Administration of Children and Families. May 2003.

**Suggested Citation:** Yazejian, N., & Bryant, D. M. (2010). Promising early returns: Educare implementation study data, January 2010. Chapel Hill: FPG Child Development Institute, UNC-CH.







**How Do I Learn More?**

Visit us at [www.educareschools.org](http://www.educareschools.org).